




GUNNERSBURY
PARK & MUSEUM

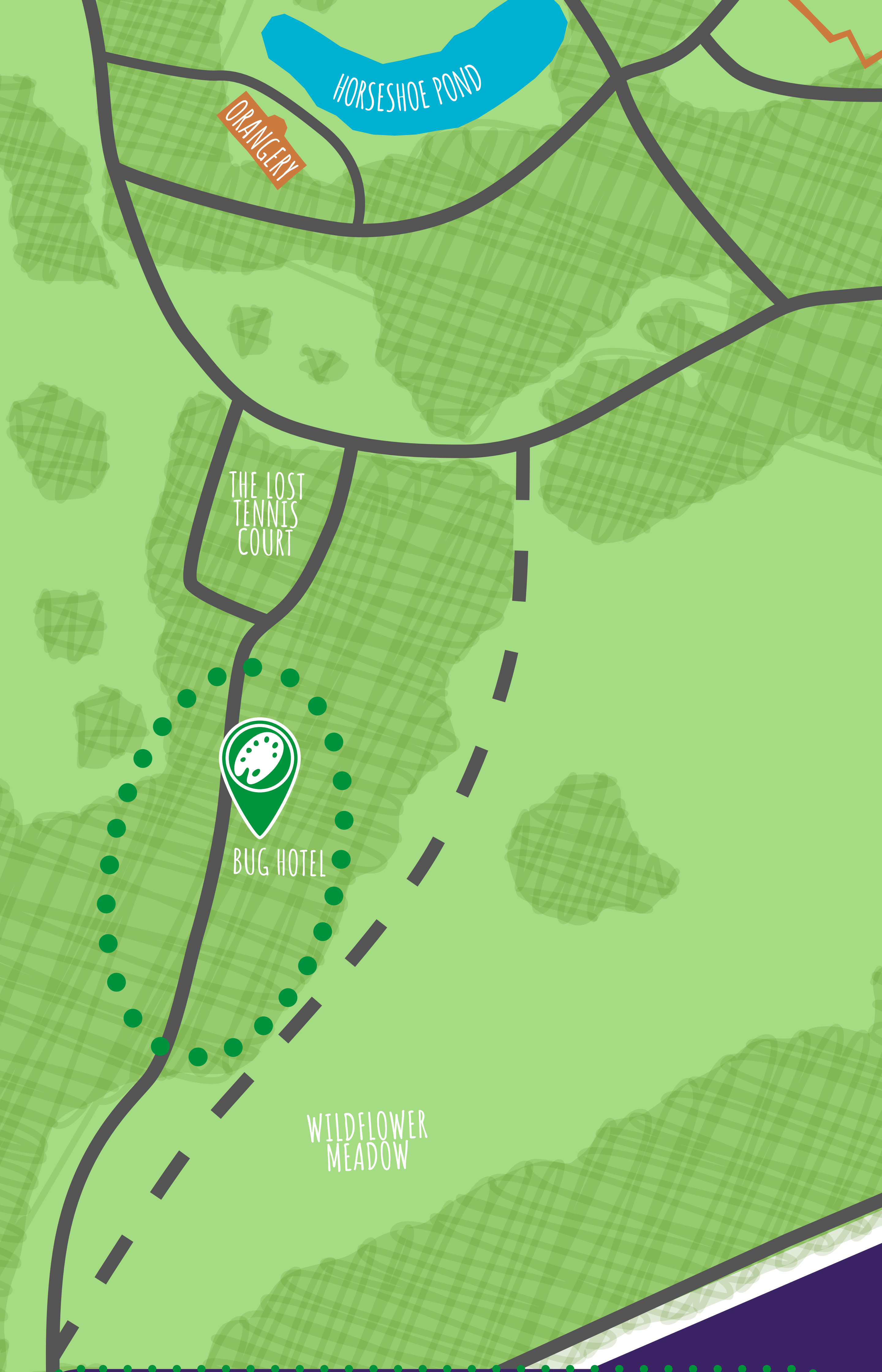


Activity Trail

BUG HOTEL

VACANCIES






This activity is designed for the area within the dotted oval, but will work in any other wooded space too.

Check into the Bug Hotel


FOR INSECTS, MINIBEASTS AND ALL KINDS OF OTHER SMALL ANIMALS

Everyone needs somewhere to stay and to sleep, including bugs. Happy bugs make for a happy environment, so it's important they're pampered a bit.



Different bugs like different kinds of homes:

Beetles, centipedes and woodlice like to burrow in decaying wood.



Solitary bees like hollow stems to lay their eggs in.

Ladybirds like pinecones or stacks of twigs to crawl into.



Can you spot any of these materials in the Bug Hotels?

Woods like this one in Gunnersbury are good natural habitats for insects, but it can sometimes be hard for wildlife to find the perfect spaces to thrive - especially in cities like London with lots of buildings and people.

Bug Hotels can help provide the right kinds of spaces for all sorts of animals to shelter and raise their young.

Natural Art Materials

60 second challenge



Staying to the paths and grass only, spend one minute collecting fallen twigs and leaves.



We don't want to take anything from the bug hotel or hedges as these are wildlife habitats that don't like to be disturbed!

On your marks... Get set... Go!




Got your twigs and leaves? They can make brilliant natural art materials for creating beautiful collages and sculptures. Let's explore them in more detail...

Count how many you've found and arrange them in order of size, from biggest to smallest.



Sort them by deciding which ones are symmetrical and asymmetrical




Art challenge



Create an artwork out of the natural materials you've found here in Gunnersbury Park.

You might like to think about:


Patterns



Colours



Symmetry



When you're done, take a photo of your completed piece. Leave your art on the ground for others to see when they visit the park.



It's important not to take it home as the materials you've used are needed by animals and the ecosystem here. Taking fallen twigs and leaves would be like a giant coming to your house and walking off with a wall!

Back at home, we'll find out more about the minibeasts that live in the bug hotel, and see some other artworks made out of natural materials.

Where next?



BACK AT HOME

Test your bug knowledge in our quiz, design your own minibeast, discover how land artists create amazing pieces of art, and put your own artwork in a frame.

Go to visitgunnersbury.org/back-at-home



MORE ACTIVITIES!

There are plenty more activities to try while you're still in the park, from making your own music to choreographing a dance.

Go to visitgunnersbury.org/activity-trail and follow the map.



WANT TO EXPLORE MORE?

There are other family trails to help explore the amazing history of Gunnersbury Park, including the Lost Tennis Court and Princess Amelia's Bath House.

Go to visitgunnersbury.org to download them.