




ESOL Self Led Resource

Gunnorsbury Park & Museum ESOL Pre-Visit and Post-Visit Resource for Students



This resource is designed to give you all the information you need for your visit and is structured into the following sections:

1. Pre-visit information
2. Pre-visit activities
3. Post visit activities





Pre-visit information

We expect students to:

- Be aware not to eat food and drink in the museum.
- Respect each other, staff and the objects you use.
- Use photography for personal use only.
- Be careful near the large bodies of water in the park.
- Respect the wildlife in the park.



How long will it take?

Between 1- 1.5 hours. 2 hours if you also use the park.

Do I need to bring anything?

Clipboards and pencils.

Can we leave our coats and bags?

Unfortunately, we do not have cloakroom facilities, so coats and bags need to be kept with you at all times. We would recommend bringing small bags only when you visit the museum.

What can you expect on your visit?

- Please arrive at reception in the main entrance. This can be your meeting point if anyone gets lost and at the end of your visit.
- This is a self-guided visit but feel free to ask gallery staff or volunteers any questions as you explore the museum. Staff and volunteers are identified by their Gunnery Museum branded fleeces and lanyards.
- The museum is over three floors and activities are on each floor.
- Using the map and worksheets, explore the museum to answer the questions and complete the activities. Larger groups may be required to split into smaller groups.
- Use the information panels, objects and collections to help you find the answers.







ESOL Self Led Resource

How to use this resource

This resource includes a range of information and activities linked to Gunnersbury Park and Museum. The packs can all be printed in black and white.

The resource has been created to support core ESOL skills of listening, writing, reading and speaking for students who are 16 plus, studying the Adult ESOL Curriculum at Entry 1 & 2 and Entry 3 & above, however, these resources are available to all. Level 3 students can complete all activities and challenge themselves with more difficult questions which will have a star like this next to the title. ★

Each activity will list the course area next to the title e.g. (Listening).





ESOL Self Led Resource

General information about Gunnersbury Park & Museum

Gunnersbury Park and Museum is jointly owned by Hounslow and Ealing Councils. The park and museum are now run by Gunnersbury Estate (2026) Community Interest Company (CIC) for the benefit of local communities.

The CIC is also responsible for ensuring Gunnersbury is fit for the future, including the preservation of its rich history for future generations to enjoy. The park is home to two Georgian mansions (Grade II and Grade II* listed) as well as many other historically significant buildings.

The parkland is made up of 187 acres and over three floors, the museum houses over 40,000 objects which reflect the history of the area.




Gunnersbury has the following amenities:

- Cafe
- Toilets, including accessible toilets
- Lifts
- Car park

Opening Times

Museum and park opening times vary according to the time of year. Please check the website or contact us for current opening hours.






Pre-visit activities

To prepare for your visit, you may wish to discuss:

- Have you visited a museum before? Have you visited Gunnorsbury Park and Museum before?
- Why do we have museums?
- What might you see in the museum?
- How do we behave in museums?
- What might you be excited about?
- What might make you nervous?

Gunnorsbury History



1/ History about Gunnorsbury (Reading)

Gunnorsbury Park and Museum has a very interesting history. Many different people have lived there. A Palladian mansion (pulled down after Princess Amelia's death) was built in 1665 and owned by John Maynard. It was very grand for its time.

During her time at Gunnorsbury, Princess Amelia, daughter of King George II, spent over £20,000 improving the house, particularly on the gardens.

In 1802, Alexander Copeland bought the house and built Gunnorsbury Park House, which now houses the museum. This was even grander and overlooked the landscaped grounds.


Gunnorsbury Park House became home to the Rothschild family in 1835. Here they hosted important aristocrats, politicians and businessmen of the time.

The Rothschild family made many improvements to the estate. These include adding a large kitchen, rebuilding the stables, building an orangery and glasshouses for flowers and fruit. They also bought more land to create a lake.

In the 1920s, Gunnorsbury estate was sold to what are now Ealing and Hounslow Councils and opened as a museum. Minister for Health and future Prime Minister, Neville Chamberlain, opened the park in 1926 and he said he,

"...rejoiced that the people had come into the possession of so magnificent and historical park..."

Today, Gunnorsbury Park and Museum is a showcase for objects and archives relating to the history of Ealing and Hounslow and the stories of the communities that shape them. Some memorabilia of the Rothschilds remain, including their family crest and travelling carriage.






Read the above information and answer the following questions.

- A) Who owned the house in 1665?
- B) What was the name of Princess Amelia's father?
- C) How much money did Princess Amelia spend on the house?
- D) What date did the home belong to the Rothschild family?
- E) Name one improvement the Rothschilds' made.....
- F) What was the name of the future Prime Minister who opened Gunnersbury Park?
.....

2/ Timeline (Reading)

Look at the timeline below and answer the following questions:

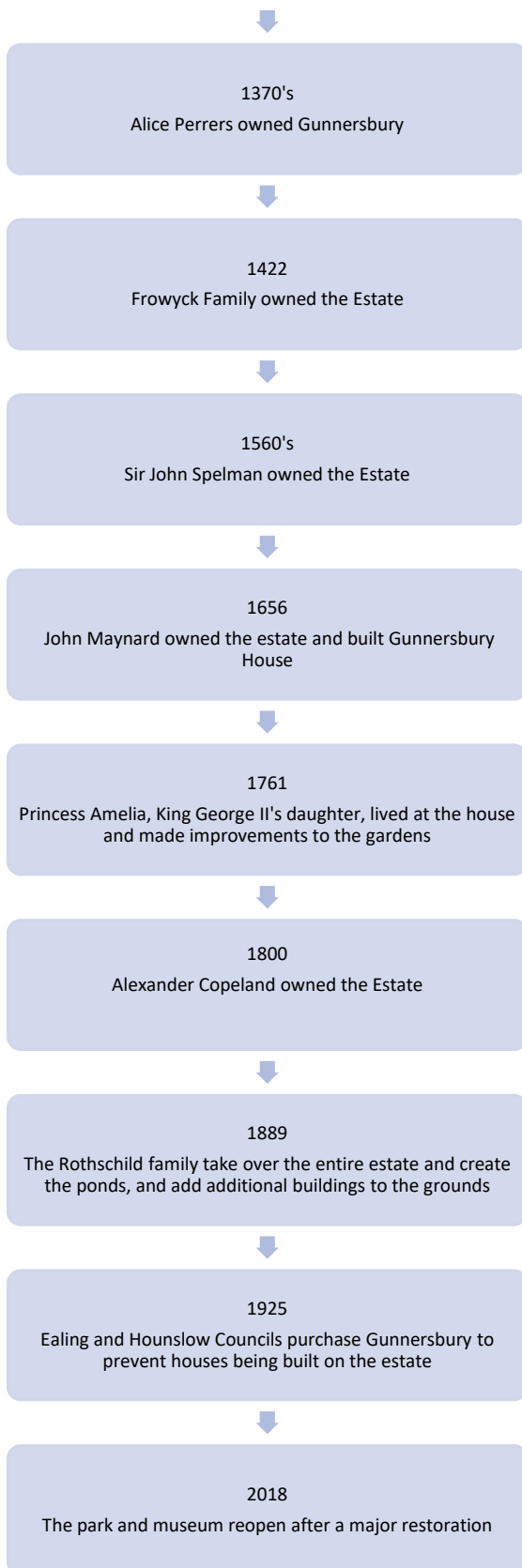
- a) What year did Henry VIII become king?
.....
- b) Who was the first family to own Gunnersbury?
.....
- c) Which flag was adopted for Great Britain in 1606?
.....
- d) Which year did Alexander Copeland take over the estate?
.....
- e) Who became Queen of the United Kingdom in 1837?
.....
- f) Which year did Gunnersbury Park and Museum reopen after a major restoration?
.....




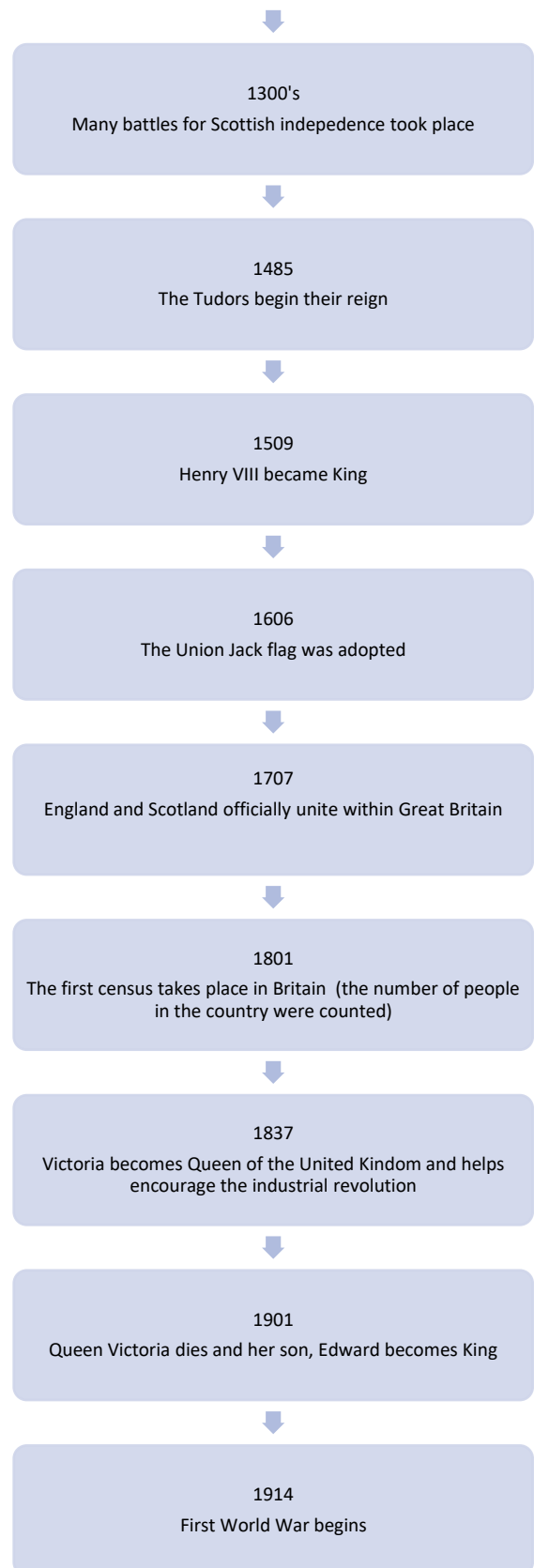


Timeline

Gunnersbury History



British History



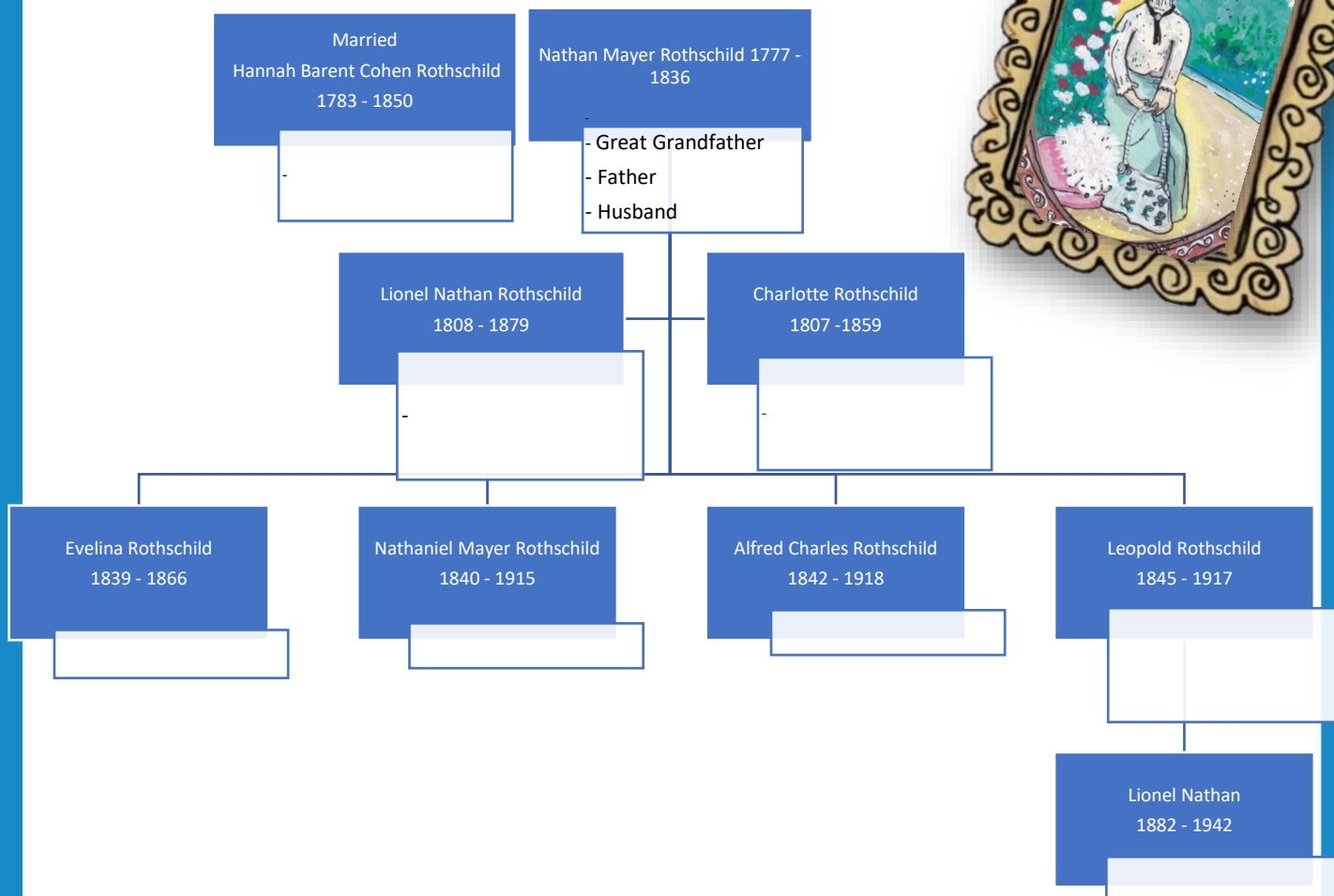


3/ Family tree

The Rothschild family were the last family to own the mansion before it became a museum.

Look at a section of the Rothschild family tree below. Can you add in the missing family names? Use the list of titles below to help you. Some members of the family may have two or three family names i.e. daughter and sister. The first one has been completed for you.

Mother Father Brother Great Grandfather Grandfather
Grandmother Wife





ESOL Self Led Resource

4/ Family portrait (Reading and Writing)



Here is a painting of the Rothschild Family in 1822. Use the words below to label the picture.

Mother


Father

Dog

Boy

Girl

Flowers






5/ Wordsearch

Rooms of Gunnersbury



Use the following words:

Dining room Stables Bedroom Kitchen
Library



Across

3 Where would the horses sleep?

5 Where would the Rothschild family have eaten their food?

Down

1 Which room would you find many books?

2 In which room would the family sleep?

4 Which room would you cook lunch in?





The Park




6/ History of the Park (Listening) ★

The park and grounds are an important part of the Gunnersbury Estate. The tutor will read out information about the park, then answer the true or false questions below.

True or False

1. The mansion is at the bottom of a hill.
2. Princess Anne improved the gardens and parks.
3. The Rothschild family built glasshouses.
4. Pineapples grew in the glasshouses.
5. You can go skiing at Gunnersbury.





ESOL Self Led Resource

7/ What might you find in Gunnersbury Park? (Reading)

Draw a line from each word to the corresponding picture.

Tree

Lake

Flowers

Bench

Bird



8/ Directions (Writing, Listening and Speaking)




Look at the map of the estate provided at the end of this pack.

Choose a location such as the Orangery. Starting from the front of the Museum, write directions to your locations using words such as turn left and walk towards the café, turn right etc.

Read out the directions to your partner and see if they can find your location on the map. Swap over with your partner.

9/ What can I do at Gunnersbury Park? (Writing, Listening and Speaking) ★

Look at the website and find out what there is to do at the park. Create a poster to advertise and promote the park. Give a presentation to your group and talk about your poster.





Fashion

Gunnersbury Museum has many different types of clothes on display. These clothes would have been worn throughout different time periods.

10/ Missing words (Reading and Writing)

Can you complete the information below and add in the missing words? Choose from the words below.

Wool Dress Clothes Flower People

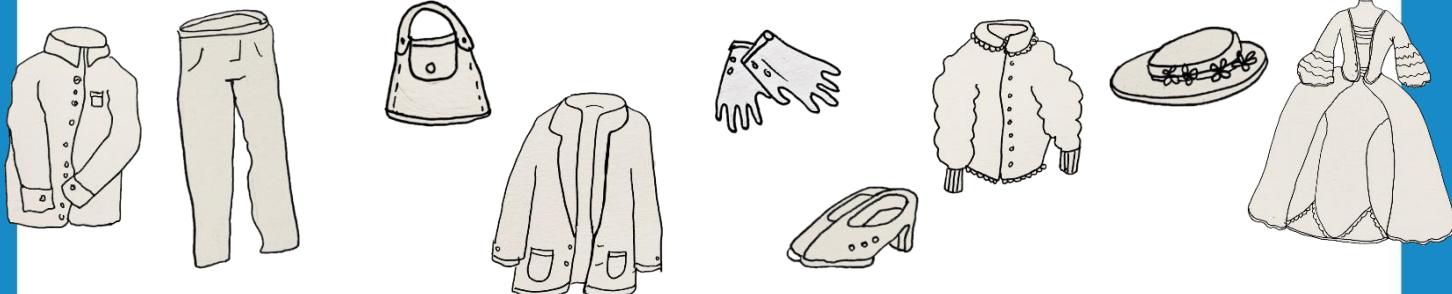
Gunnersbury Park and Museum owns many different types of On display you can find a wedding made with silk and lace. A man's formal suit is made from and has gold designs. Some of the clothes on display would have been worn for special occasions. During these times, only wealthy paid others to make their clothes.



11/ Match the clothes (Reading)

Match the picture to the words by drawing a line.


Shoes Hat Dress Jacket Trousers Shirt Gloves Bag Blouse



12/ What would they wear? (Speaking) ★

Talk to your partner about the clothes that the Rothschild family would have worn. What colours and materials would have been used? Would certain outfits be worn for particular activities?

What would the servants have worn? How do the clothes differ?





Kitchen

Many people worked for the Rothschild family. The servants would work 'Below Stairs' and their bedrooms would have been at the top of the mansion. Explore what it would have been like to work at Gunnersbury and complete the tasks.

13/ Servants of the house (Listening) ★

The tutor will read out Elizabeth's story.



Now answer the following questions and circle the correct answer:

- a) What is the name of the other maid Elizabeth works with? **Anne** Susan Joan
- b) What does Elizabeth say she scrubs? **The floor** The walls The door
- c) What is Elizabeth not allowed to use? **Hot water** Soap A sponge
- d) Other than the Rothschild family, who does Elizabeth cook for? **The neighbours**
The dog The other servants
- e) What time is dinner served? **12.00pm** 1.00pm 2.00pm


14/ Name 5 things..... (Speaking)

In pairs or a small group can you think of 5 words in English for each theme? If you are in a group, you could take it in turns. For example, 5 things in a garden might be grass, flowers, tree, gate, pond.

- Name 5 things you would find in a kitchen
- Name 5 things you would find in the dining room
- Name 5 people who might have worked at the house



You can now compete against another group. How many words can you think of for each theme in 2 minutes? The group who has the most words wins.





ESOL Self Led Resource



Vocabulary words: Research any words you do not know.

These are words you will need to know them for your visit.

Gunnersbury Park and Museum	Collection	Hat	Park
Estate	Victorian	Dress	Grounds
Landscape	Family	Coat	Kitchen
Museum	Carriages	Trousers	Costume
Mansion	Family Tree	Servant	Glasshouse

15/ Listen and colour (Listening)

Look at the picture below. Listen to your tutor read out which colour to use for each item.
Using colouring crayons colour the correct item below.







ESOL Self Led Resource

16/ Diary entry (Writing)

Imagine you lived at Gunnersbury Park House at the time of the Rothschilds. In pairs choose to be either a member of the Rothschild family or a servant. Write a diary entry to describe a day at Gunnersbury Mansion from the perspective of your character.

When you have completed your diary entry, read it to your partner and then discuss and compare the key differences between the two.





Post-Visit Activities



1. Write a review (Writing)

What did you think of your visit? Write a 'Trip Advisor' style review of your visit to Gunnersbury Park and Museum. What did you enjoy and what did you dislike?

Date of visit:

Rating ☆☆☆☆☆

Type of visit: Work Leisure Educational

Type of visitor: Solo Business Couple Family School/College


Review:

.....

.....

.....

.....





ESOL Self Led Resource

2. Directions (Speaking)



Now you have visited Gunnorsbury Park and Museum, could you give directions to other people? Explain to a partner how you would walk to the Toys and Games gallery, starting at the shop and main entrance.

Use the visitor map below to help you, using directions such as turn left, go straight on and turn right. Take it in turns and choose another location.




3. Traditional dress (Writing and Speaking)

Many of the clothes on display at Gunnorsbury were traditional dress or worn for special occasions, such as the Pearly King suit and Sikh wedding outfit.

What type of traditional dress do you have within your culture?

Create a presentation to describe the special clothes, including when and where they would be worn.





ESOL Self Led Resource

4. My favourite object (Speaking)

In pairs talk to your partner about an object you liked at Gunnorsbury Park and Museum.

- Try to describe the objects, thinking about the material they are made out of e.g. wood, metal.
- Who do you think the object belonged to?
- What objects would you like to see in the museum in the future?



5. Research Gunnorsbury (Reading and Writing)

Using any information collected on your visit and the internet, find out more about one of the following themes:

- The Rothschild Family
- An object in the museum that you liked
- The history of Gunnorsbury Park and Museum

Write five facts about your chosen theme.


1.....
.....

2.....
.....

3.....
.....

4.....
.....

5.....
.....






ESOL Self Led Resource

6. Wordsearch (Reading)

Gunnersbury Park & Museum

Q Q F E B G R Y L R L W P B U O H S Q P B Z N F
V R E A F W H B U C M E O G O H B R V O P A Y M
R O W F C V K E D D M L R H N Z A D B V Z Q Z P
A T C R C U E A K O B D R Q K B N W S C K F H V
L H C A R R I A G E S Y F H Q O K R V A L G L P
Y S U T Q K C I Y K T U T X R K G K U W K J X K
T C X I L E V K B X G F E A P O Z C M Q G N F T
P H M U S E U M F E E X S O J Y W C Y U B Z X T
Z I J V F G S R E L X D T Q Q O I Q V A R K M Y
D L Z E L S E I I X L D A E Q D U P H Q C L K K
X D G R V X A B Z D M D T M W Q V N S K G C M S
O F M F M W M X J J P T E S Q M H B R I E U E P
H A E L P M F P D C Q V C Q B C I K S J J Y M A
M M R M L N F T P I K Q E D V W Z K N N B Y K H
V I E W P K D D H V H S Q Q I E B H A F F N G Y
S L M T G O A N A N O M D G N C M Q D R D P R Q
G Y L K H V P E R V W E Z X I K O Z N E K U C S
H Z D W E U F W M R D G Z J P U I S F R C P X A
Q T X K V N C P F N U L A Y V U S S J A F A D I
Z B H I V W Q K Z A D F S B G K V S X K L I T V
Z S Y X V A T Q V F Z G E P V W E X L W S D A W
T V X H M V S R E E C T Z L N D B X D E H U U G
Q W S G X K V M M I P C C W G D C C O L B V A M
N O K J C G P A R K Y Q P I C Z K E W U A Z Y H

CARRIAGES PARK MUSEUM
ESTATE ROTHSCHILD FAMILY





ESOL Self Led Resource

7. Using Verbs ★

Read the information below. Underline the verbs used.

It is a Thursday in January. I go to Gunnersbury Museums and Park with my tutor group. We drive there by bus. We get to Gunnersbury museum at about 11 a.m. We spend about 2 hours walking around the museum and we have a great time. We see many different types of objects and displays from the past. I really like looking at the fashion gallery and the beautiful clothes. I take a lot of selfies. Then we have lunch in the café. I eat a big cake. There are a few souvenirs in the gift shop which I like. I buy a book about Gunnersbury's history.

Now re-write the paragraph and change the present tense to past a tense i.e. It was a Thursday in January.

8. Gunnersbury Mansion

Gunnersbury Museum has many beautiful features. Can you label the mansion below? Research any words you do not know.

Window


Door

Roof

Wall

Pillar

Balcony





ESOL Self Led Resource

Map for activity

8/ Directions

